

FUELCUBE 250 U.S. GALLONS



The Fuel Proof® Fuelcube is our bestselling 110% banded all-steel fuel tank, expertly designed for storing, transporting and dispensing diesel fuel on-site. U.N. Approved and U.L. Certified, it gives you on-demand access to a safe and secure fuel source to power your vehicles and equipment – wherever and whenever you need it.

KEY FEATURES

- ▶ All-steel construction for unrivaled strength and security
- ▶ Ideal for refueling vehicles, generators, small plant and machinery
- ▶ U.L. Certified and U.N. Approved for transporting diesel on the highway
- ▶ Can even be lifted and stacked when full of fuel
- ▶ Optional protection frame for the toughest sites
- ▶ 10-Year tank warranty for peace of mind

COMPACT, DURABLE AND STACKABLE DESIGN IN 110% BUNDED 11 AND 16 GAUGE STEEL

4 X GALVANIZED LIFTING EYES AND 4-WAY FORKLIFT POCKETS FOR SAFE LIFTING AND MOVING

FULLY BUNDED AND COMPLIANT WITH CURRENT ENVIRONMENTAL REGULATIONS

REINFORCED BASE WITH IMPROVED WEIGHT DISTRIBUTION AND TANK PROTECTION

LOCKABLE FUEL DISPENSING CABINET WITH INTERNAL HINGES AND GAS STRUT OPENING


ROTARY TANK CONTENTS GAUGE AND GENERATOR FLOW AND RETURN CONNECTIONS

SHOT-BLASTED TO SA 2.5 STANDARD AND FINISHED IN A TOUGH 2-PACK POLYURETHANE COATING



CERTIFIED UL 142 STANDARD FOR SAFETY
STEEL ABOVEGROUND TANKS FOR FLAMMABLE AND COMBUSTIBLE LIQUIDS





STANDARD TANK CONNECTIONS, ROTARY FUEL GAUGE AND OPTIONAL HAND PUMP OR 12/24V 50L/MIN PUMP

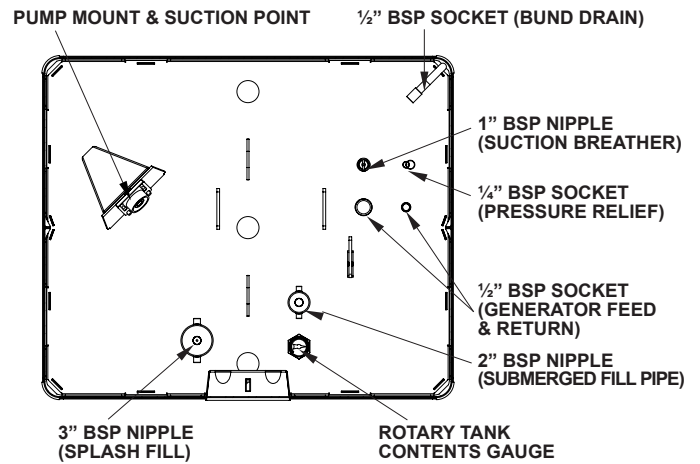
4 X GALVANIZED LIFTING EYES AND 4-WAY FORKLIFT POCKETS FOR FAST AND EASY MOVEMENT ON-SITE

LOCKABLE ANTI-VANDAL LID WITH INTERNAL HINGES AND GAS STRUT ASSISTED OPENING FOR EASE OF USE

APPLICATIONS







- ▶ IDEAL FOR TRANSPORTING DIESEL FUEL ON THE HIGHWAY
- ▶ SHORT-TERM FUEL STORAGE ON SITE FOR SMALL & MEDIUM-SCALE OPERATIONS
- ▶ FAST, EASY AND SECURE REFUELING FOR FLEET VEHICLES & EQUIPMENT
- ▶ CAN DISPENSE FUEL VIA PUMP & SERVE AS A GENERATOR TANK SIMULTANEOUSLY
- ▶ EXPERTLY DESIGNED FOR USE IN CONSTRUCTION & AGRICULTURE

INNER TANK CONNECTIONS



TECHNICAL DETAILS

| CAPACITY | LENGTH | WIDTH | HEIGHT | EMPTY WEIGHT | FULL WEIGHT | MAX. HOSE LENGTH | STEEL THICKNESS (INNER TANK) | STEEL THICKNESS (OUTER TANK) |
|-------------|-----------|-----------|-----------|--------------|-------------|------------------|------------------------------|------------------------------|
| 250 GALLONS | 40 INCHES | 49 INCHES | 54 INCHES | 1,014 LBS | 2,740 LBS | 16 FT | 11 & 16 GAUGE | 11 & 16 GAUGE |

| PACKAGE CODE | PUMP | HOSE | TRIGGER |
|--------------|---|---|---|
| FC010 |  |  |  |
| | GPI HP-100 HAND PUMP 2000-040 | 10FT X 3/4" DIESEL HOSE 2400-280 | MANUAL TRIGGER 2100-080 |
| FC050 |  |  |  |
| | 12/24V 50L/MIN PUMP 2084-030 | 10FT X 3/4" DIESEL HOSE 2400-280 | AUTO SHUT-OFF TRIGGER 2150-100 |